


# MODEL - 15LE-ESC



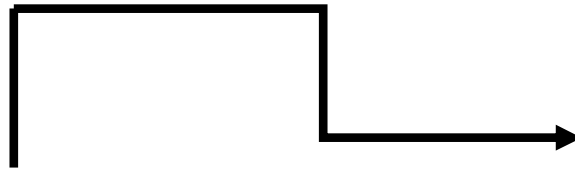


# **SAFETY FIRST**

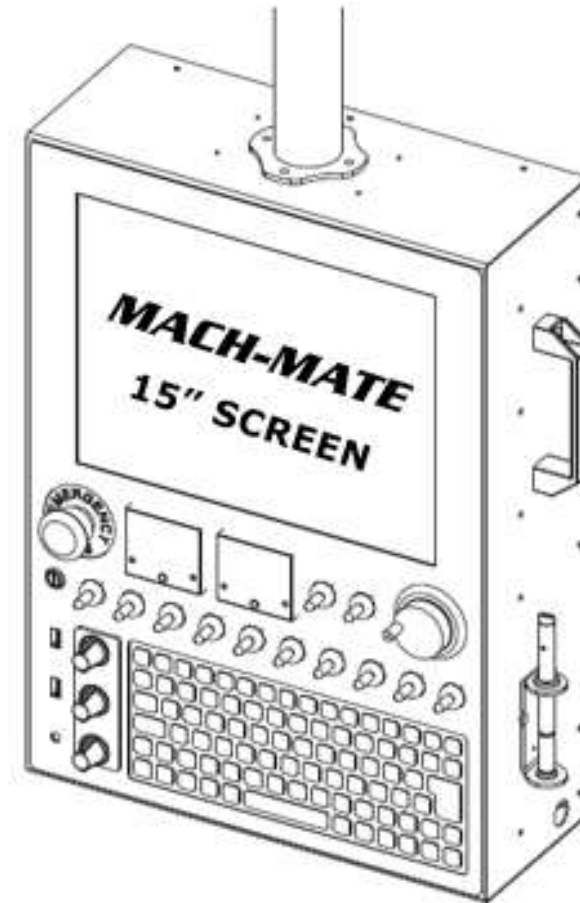
**DO NOT OPEN ENCLOSURE IF NOT ISOLATED  
SEEK PROFESSIONAL ASSISTANCE IF NECESSARY  
GROUNDING THE EQUIPMENT IS MUST**

# MODEL SPECIFICATION

**MODEL – 15LE-ESC**

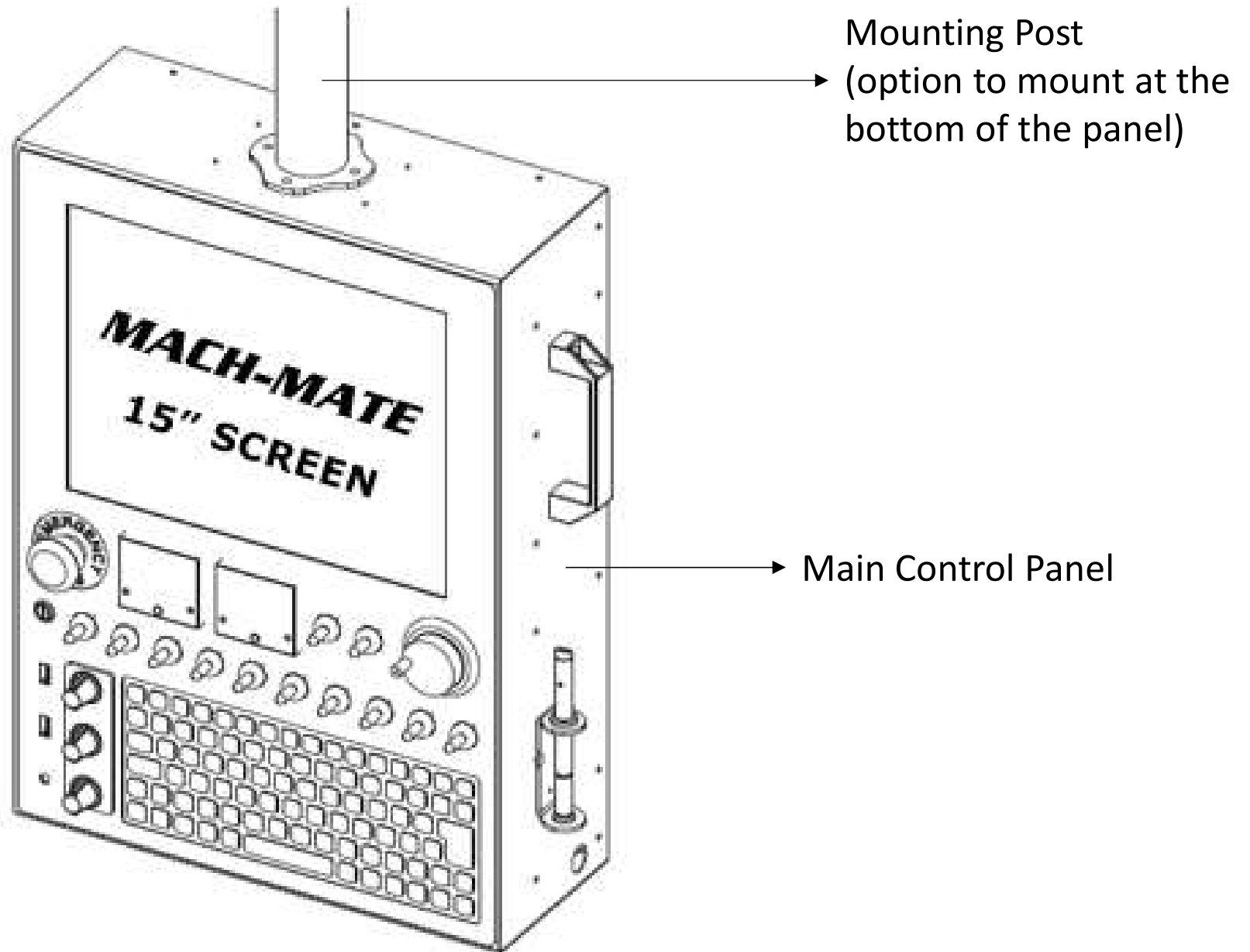


- E – Enclosure**
- S – Screen**
- C - Components**

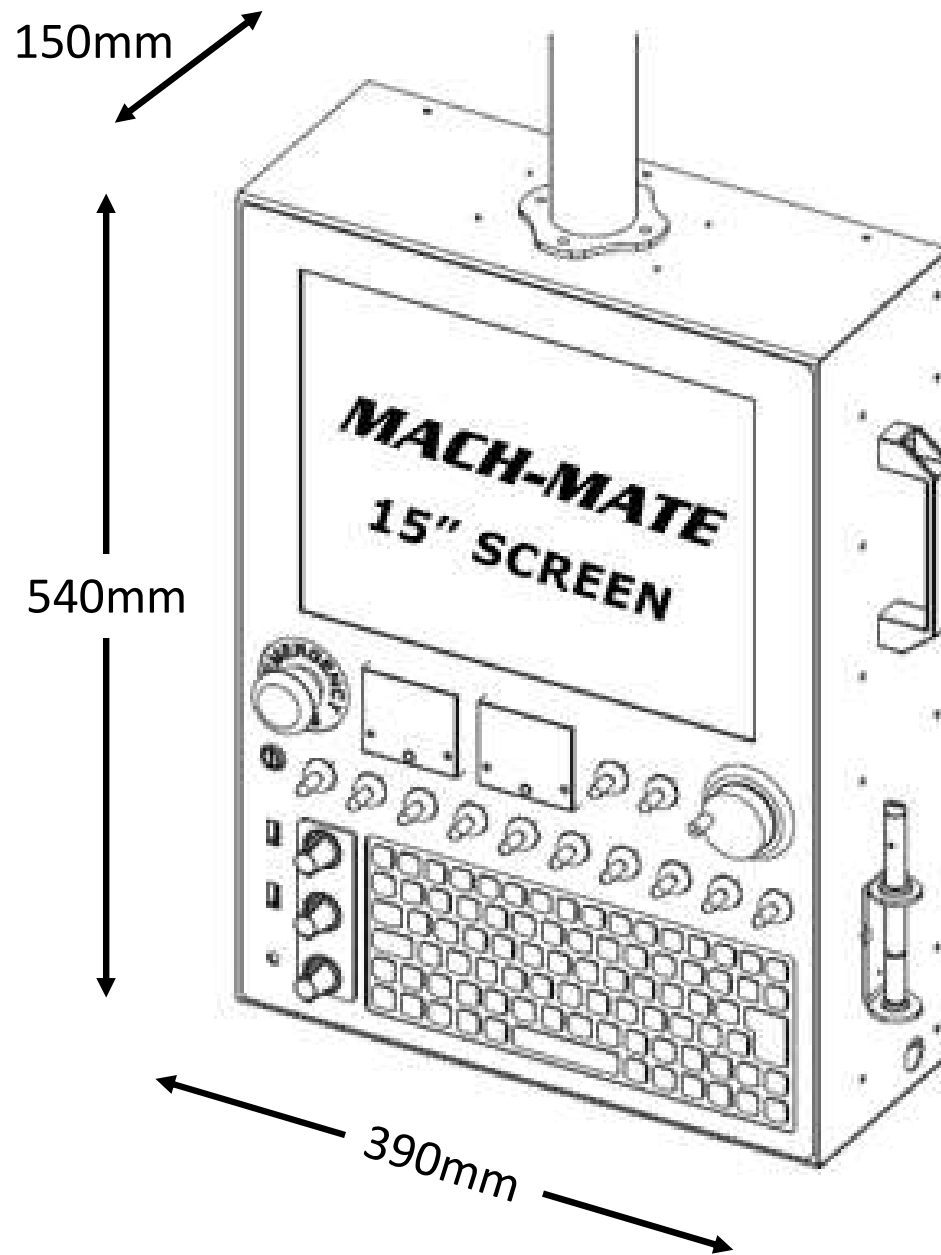


Read enclosure features for more information

# OVERALL




**DIMENSIONS** – (External dimensions excluding handles and mounting post)




**WEIGHT – 10 kgs** Approximate

(Excluding mounting post and all panel mounted components)




# BARE PANEL



1. Front panel
2. ITX / Raspberry mounting Plate
3. Speaker mounting plate
4. Fan mounting plate


5. Controller / SMPS mounting plate
6. Socket mounting plate
7. Rear cover

# SCREEN SPECIFICATION




1. 15 Inch Touch / Non-Touch
2. 1024 x 768 Resolution
3. On-Screen Display for Adjustments
4. Includes VGA and DVI-D input for Graphics
5. 12VDC Power Supply
6. Made in Japan

# FRONT PANEL COMPONENTS



1	Emergency Stop - 22.5mm Panel Hole	4	MPG 5V - 44mm Panel Hole x1
2	Volt & Amps Meter - 49mm Panel Hole x2	5	Key Switch - 12mm Panel "D" Hole x1
3	Push Button - 12mm Panel Hole x12		

# REAR PANEL COMPONENTS



1	AC Socket with Switch & Fuse	4	GX16 Connector - 16mm Panel Hole x8
2	GX16 Connector - 16mm Panel Hole x1	5	Ethernet Port RJ45 x1
3	DB25 - Male/Female Connector x2		

# SIDE PANEL MONITOR CONTROL BUTTONS




Monitor Control Buttons			
No.	Icon	Control	Function
①		Menu button	<ol style="list-style-type: none"> <li>1. Launches 1<sup>st</sup> and 2<sup>nd</sup> level on-screen menus.</li> <li>2. Exits menus and on-screen display.</li> </ol>
②	-	Minus button	<ol style="list-style-type: none"> <li>1. Selects and adjusts the functions.</li> <li>2. Activates Auto Adjusts when the OSD menu is inactive.</li> </ol>
③	+	Plus button	Selects and adjusts the functions.
④		Power switch	Turns the monitor on and off.
⑤		Power LED	<ol style="list-style-type: none"> <li>1. Green indicates monitor is turned on.</li> <li>2. Amber indicates Sleep mode.</li> <li>3. Blinking amber indicates Sleep timer*.</li> </ol>

## **ENCLOSURE FEATURES – 15LE-ESC**

1. 15 Inch Touch / Non-Touch Screen Supplied
2. Key Board and support plate supplied
3. Pre-Drilled holes for ITX mounting plate supplied
4. Hard disk mounting plate supplied
5. Controller & SMPS mounting plate supplied
6. Speaker mounting plate supplied
7. Socket mounting plate supplied
8. Fan mounting plate supplied
9. Rear cover supplied
10. Stylus holder supplied
11. Pendant holding clamp supplied
12. Panel mount supplied
13. Full panel overlay stickers supplied as .CDR file (Requires printing by buyer)
14. Handles x2 supplied
15. All standard fasteners supplied
16. Panel mounting components supplied with 15LE-ESC
17. No wires supplied for internal wiring
18. No tools supplied for assembly
19. No power supply is supplied

# ALL PANEL COMPONENTS ARE NOT SUPPLIED WITH MODEL ES

## FRONT COMPONENTS



## REAR COMPONENTS



# EXAMPLE ASSEMBLED PANEL - FRONT





# EXAMPLE ASSEMBLED PANEL - BACK



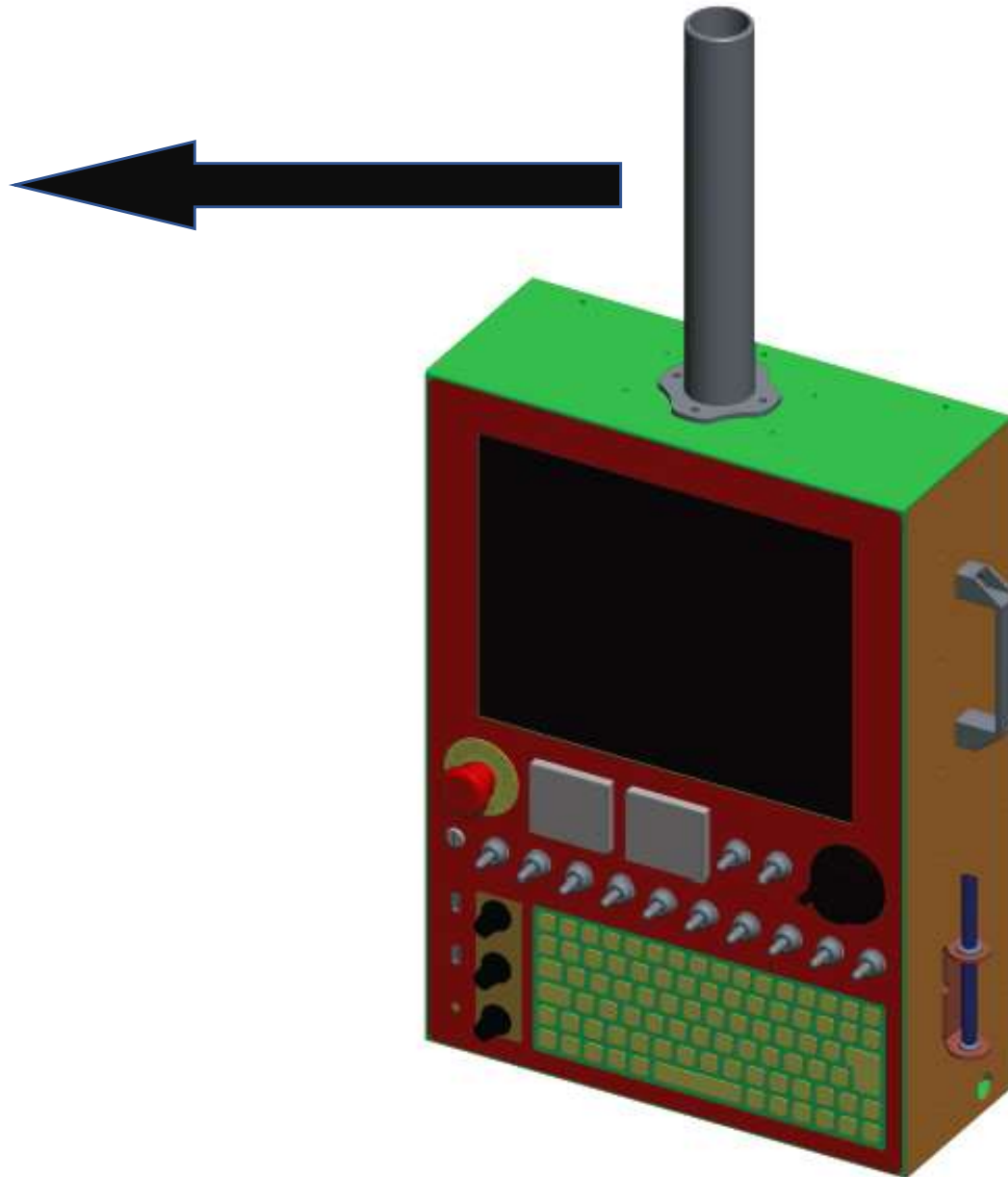

# EXAMPLE ASSEMBLED PANEL – REAR INTERNAL



# EXAMPLE ASSEMBLED PANEL – OTHER VIEWS



# EXAMPLE ASSEMBLED PANEL – PANEL MOUNT



## **DISCLAIMER**

MACH-MATE does not assume any liability for the materials, information and opinions provided on, or available through, this manual. No advice or information given by MACH-MATE or its employees shall create any warranty. Reliance on such advice, information or the content of this manual is solely at your own risk, including without limitation any safety guidelines, resources or precautions related to the installation, operation, maintenance or repair of MACH-MATE control panel enclosure or any other information related to safety that may be available on or through this manual. MACH-MATE disclaims any liability for injury, death or damages resulting from the use thereof.

***MACH-MATE™***

For more info  
Email – [sales@mach-mate.com](mailto:sales@mach-mate.com)

Designed by IPD DESK Ltd UK